



## Key to the species of Scolecitrichidae Lophothrix occurring in the China Seas

Chang-tai Shih  
*National Taiwan Ocean University, ctshih@mail.ntou.edu.tw*

Qing-Chao Chen  
*South China Sea Institute of Oceanology*

Yang-Chi Lan  
*Fisheries Research Institute*

Shih-Hui Hsiao  
*National Taipei University of Education*

Chi-Yu Weng  
*Institute of Oceanography, National Taiwan University/Ocean Data Bank of the Ministry of National Science and Technology Council, Taiwan*

Follow this and additional works at: <https://jmstt.ntou.edu.tw/journal>



Part of the [Fresh Water Studies Commons](#), [Marine Biology Commons](#), [Ocean Engineering Commons](#), [Oceanography Commons](#), and the [Other Oceanography and Atmospheric Sciences and Meteorology Commons](#)

### Recommended Citation

Shih, Chang-tai; Chen, Qing-Chao; Lan, Yang-Chi; Hsiao, Shih-Hui; and Weng, Chi-Yu (2022) "Key to the species of Scolecitrichidae Lophothrix occurring in the China Seas," *Journal of Marine Science and Technology*. Vol. 30: Iss. 5, Article 73.

DOI: 10.51400/2709-6998.2664

Available at: <https://jmstt.ntou.edu.tw/journal/vol30/iss5/73>

This Review-Taxonomic Index is brought to you for free and open access by Journal of Marine Science and Technology. It has been accepted for inclusion in Journal of Marine Science and Technology by an authorized editor of Journal of Marine Science and Technology.

REVIEW-TAXONOMIC INDEX

# Key to the Species of Scolecitrichidae *Lophothrix* Occurring in the China Seas

Chang-tai Shih <sup>a,\*</sup>, Qing-Chao Chen <sup>b</sup>, Yang-Chi Lan <sup>c</sup>, Shih-Hui Hsiao <sup>d</sup>, Chi-Yu Weng <sup>e</sup>

<sup>a</sup> National Taiwan Ocean University, Taiwan

<sup>b</sup> South China Sea Institute of Oceanology, China

<sup>c</sup> Fisheries Research Institute, Taiwan

<sup>d</sup> National Taipei University of Education, Taiwan

<sup>e</sup> Institute of Oceanography, National Taiwan University/Ocean Data Bank of the Ministry of National Science and Technology Council, Taiwan

*Lophothrix frontalis* (2a/3a/f), *latipes* (2b/3b/f)

1a	Female .....	2
1b	Male .....	3
2a/1a	Anterior profile of cephalosome in lateral view narrowly rounded. Rostrum: filaments minute, nipple-like. Leg 5: segments 2 and 3 longer than wide .....	<i>Lophothrix frontalis</i>
2b	Anterior profile of cephalosome in lateral view broadly rounded. Rostrum with filaments as long as the proper. Leg 5: segments 2 and 3 shorter than wide.....	<i>Lophothrix latipes</i>
3a/1b	Right leg 5: endopod reaching beyond basis of right leg 5. Right leg 5: endopod longer than exopod.....	<i>Lophothrix frontalis</i>
3b	Right leg 5: endopod short of reaching distal margin of basis; right leg 5: exopod longer than endopod....	<i>Lophothrix latipes</i>

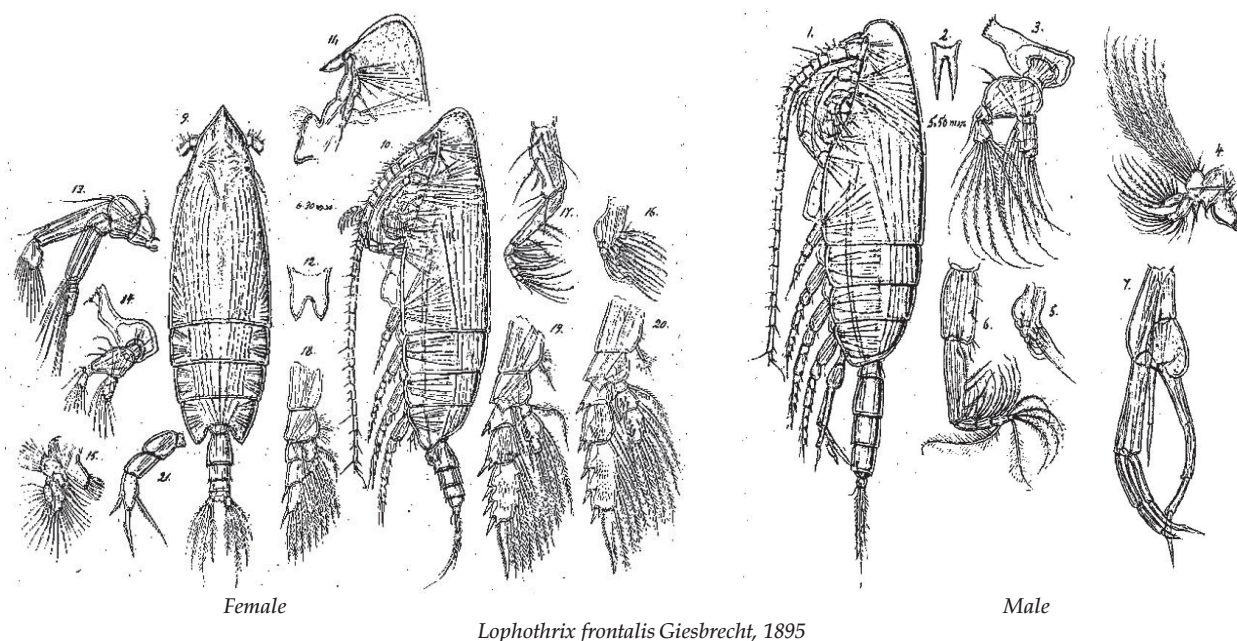
Available online 14 November 2022

\* Corresponding author.

E-mail address: [ctshih@mail.ntou.edu.tw](mailto:ctshih@mail.ntou.edu.tw) (C.-t. Shih).



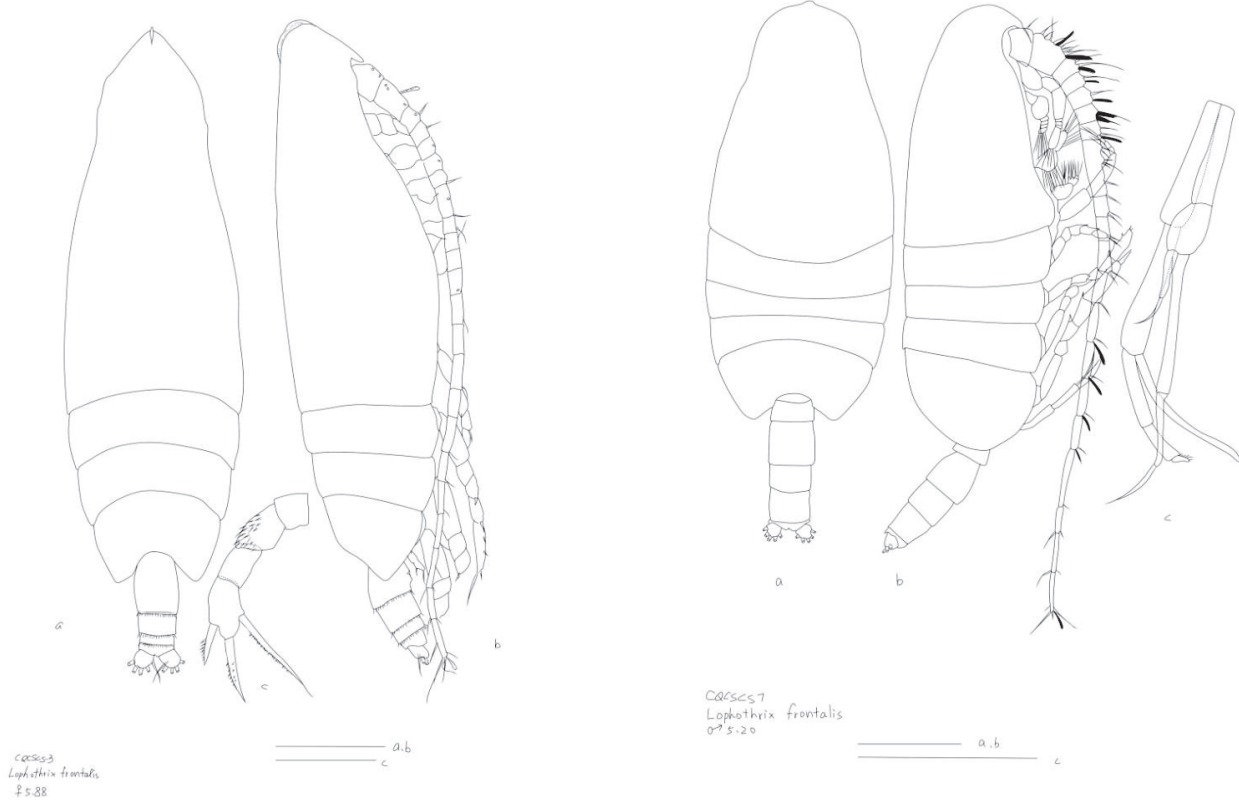
*Lophothrix frontalis* Giesbrecht, 1895 (Size: female, 4.75–7.40 mm; male, 4.50–6.00 mm)



Sars, 1924: pl. 45. Female. 9/10. habitus (dorsal/lateral); 11. forehead (lateral); 12. rostrum (frontal); 13. antenna; 14. mandible; 15. maxillule; 16. maxilla; 17. maxilliped; 18–20. leg 1–3; 21. leg 5. Pl. 46. Male. 1. habitus (lateral); 2. rostrum; 3. mandible; 4. maxillule; 5. maxilla; 6. maxilliped; 7. leg 5 (posterior).

Adapted from Razouls C., de Bovée F., Kouwenberg J. and Desreumaux N., 2005–2020. Diversity and Geographic Distribution of Marine Planktonic Copepods. Sorbonne University, CNRS. Available at <http://copepodes.obs-banyuls.fr/en> [Accessed October 08, 2020].

*Lophothrix frontalis* Giesbrecht, 1895



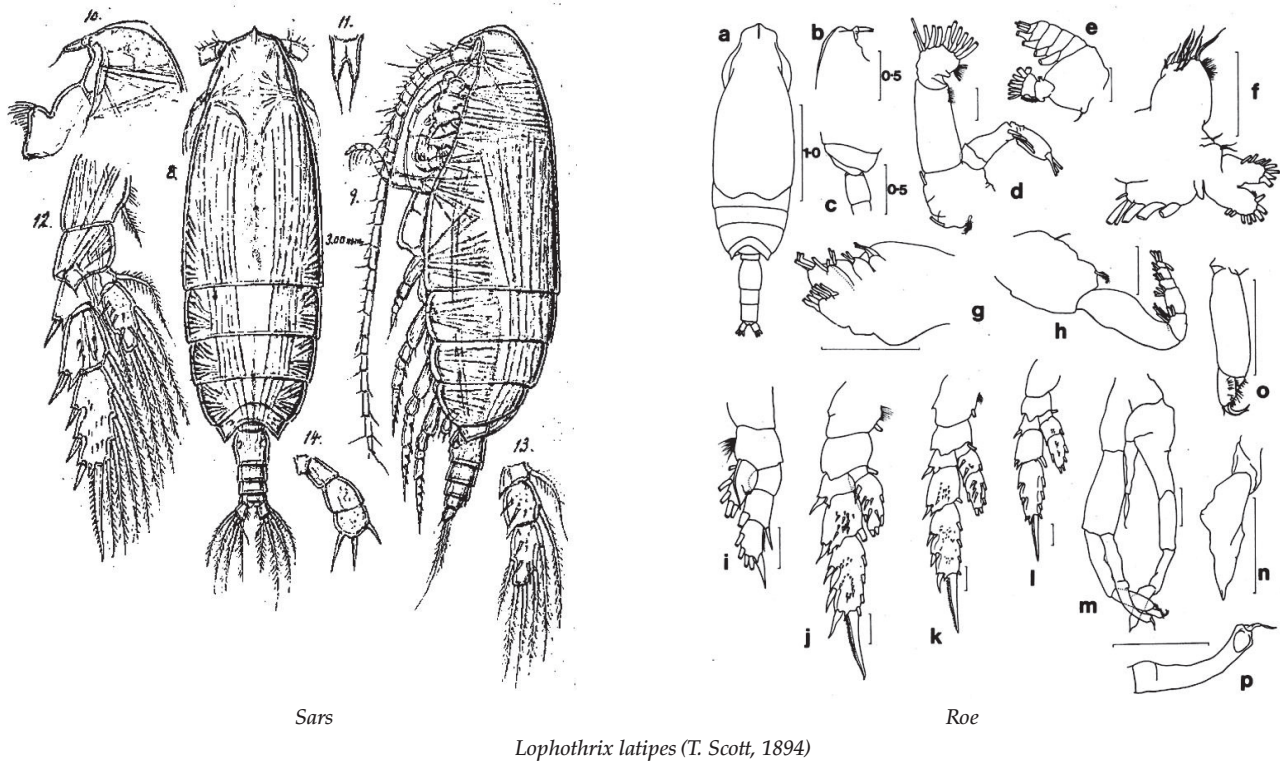
Female

Male

*Lophothrix frontalis* Giesbrecht, 1895

Original. *Lophothrix frontalis* Giesbrecht, 1895. Female, 5.88 mm, South China Sea (9°29'N, 114°42'E, 2438 m): a/b. Habitus (dorsal/lateral); c. left leg 5 (posterior). Scales: a, b = 1.0 mm; c = 0.2 mm. Male, 5.20 mm, South China Sea (9°30'N, 114°08'E, 2000 m): a/b. Habitus (dorsal/lateral); c. leg 5 (posterior). Scales: a, b = 1.0 mm; c = 0.5 mm.

*Lophothrix latipes* (T. Scott, 1894) (Size: female, 2.65–3.30 mm; male, 2.96–3.19 mm)



Sars, 1924: pl. 46. Female. 8/9. habitus (dorsal/lateral); 10. forehead (lateral); 11. rostrum; 12. leg 2; 13. leg 3 endopod; 14. leg 5.

Roe, 1975: Fig.10. Male (NE Atlantic): a. habitus (dorsal); b. forehead and rostrum (lateral); c. pedigers 4 & 5 (lateral); d. antenna; e. mandibular palp; f. maxillule; g. maxilla; h. maxilliped; i-m. legs 1–5; n. right leg 5 last exopod segment; o. left leg 5 (terminal exopod segments); p. left leg 5 last endopod segment. Bar scale 0.1 mm unless otherwise indicated.

Adapted from Razouls C., de Bovée F., Kouwenberg J. and Desreumaux N., 2005–2020. Diversity and Geographic Distribution of Marine Planktonic Copepods. Sorbonne University, CNRS. Available at <http://copepodes.obs-banyuls.fr/en> [Accessed May 08, 2021].