



Key to the species of Scolecitrichidae *Bradfordiella* occurring in the China seas

Chang-tai Shih
National Taiwan Ocean University, ctshih@mail.ntou.edu.tw

Qing-Chao Chen
South China Sea Institute of Oceanology

Yang-Chi Lan
Fisheries Research Institute

Shih-Hui Hsiao
National Taipei University of Education

Chi-Yu Weng
Institute of Oceanography, National Taiwan University/Ocean Data Bank of the Ministry of National Science and Technology Council, Taiwan

Follow this and additional works at: <https://jmstt.ntou.edu.tw/journal>



Part of the [Fresh Water Studies Commons](#), [Marine Biology Commons](#), [Ocean Engineering Commons](#), [Oceanography Commons](#), and the [Other Oceanography and Atmospheric Sciences and Meteorology Commons](#)

Recommended Citation

Shih, Chang-tai; Chen, Qing-Chao; Lan, Yang-Chi; Hsiao, Shih-Hui; and Weng, Chi-Yu (2022) "Key to the species of Scolecitrichidae *Bradfordiella* occurring in the China seas," *Journal of Marine Science and Technology*. Vol. 30: Iss. 5, Article 72.

DOI: 10.51400/2709-6998.2663

Available at: <https://jmstt.ntou.edu.tw/journal/vol30/iss5/72>

This Review-Taxonomic Index is brought to you for free and open access by Journal of Marine Science and Technology. It has been accepted for inclusion in Journal of Marine Science and Technology by an authorized editor of Journal of Marine Science and Technology.

REVIEW-TAXONOMIC INDEX

Key to the Species of Scolecitrichidae *Bradfordiella* Occurring in the China seas

Chang-tai Shih ^{a,*}, Qing-Chao Chen ^b, Yang-Chi Lan ^c, Shih-Hui Hsiao ^d, Chi-Yu Weng ^e

^a National Taiwan Ocean University, Taiwan

^b South China Sea Institute of Oceanology, China

^c Fisheries Research Institute, Taiwan

^d National Taipei University of Education, Taiwan

^e Institute of Oceanography, National Taiwan University/Ocean Data Bank of the Ministry of National Science and Technology Council, Taiwan

Bradfordiella fowleri (Farran, 1926) (Size: female, 1.44–2.04 mm; male, 1.60–1.90 mm)

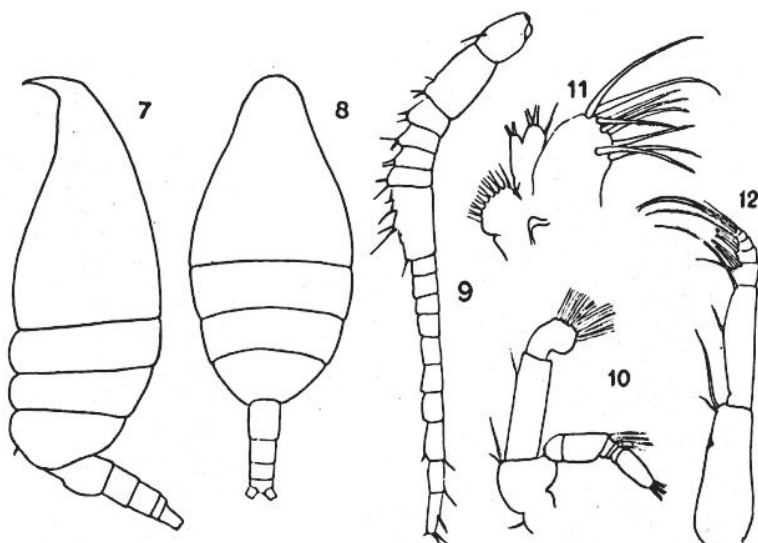


Plate 7

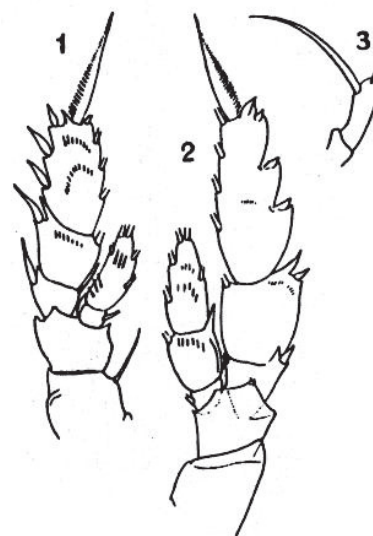


Plate 8

Farran, 1926: pl. 7. *Bradfordiella fowleri* (Farran, 1926), Female. 7/8. Habitus (lateral/dorsal); 9. Antennule; 10. Antenna; 11. Maxillule; 12. Maxilliped. Pl. 8. 1–3. Legs 2, 3, 5.

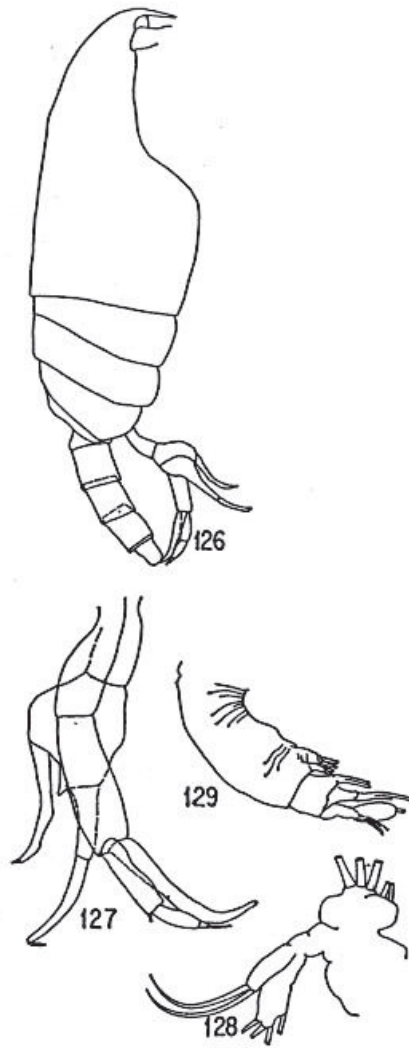
Adapted from Razouls C., de Bovée F., Kouwenberg J. and Desreumaux N., 2005–2020. Diversity and Geographic Distribution of Marine Planktonic Copepods. Sorbonne University, CNRS. Available at <http://copepodes.obs-banyuls.fr/en> [Accessed May 08, 2021].

Available online 14 November 2022

* Corresponding author.

E-mail address: ctshih@mail.ntou.edu.tw (C.-t. Shih).



Bradfordiella fowleri (Farran, 1926)

Figs. 126-129

Grice & Hulsemann, 1967: Figs. 126–129. *Bradfordiella fowleri* (Farran, 1926), Male. 126. habitus (lateral); 127. leg 5 (posterior); 128. maxillule; 129. maxilla.

Adapted from Razouls C., de Bovée F., Kouwenberg J. and Desreumaux N., 2005–2020. Diversity and Geographic Distribution of Marine Planktonic Copepods. Sorbonne University, CNRS. Available at <http://copepodes.obs-banyuls.fr/en> [Accessed May 18, 2021].