



## Key to the species of Aetideidae Bradyetes occurring in the China Seas

Chang-tai Shih

*National Taiwan Ocean University, ctshih@mail.ntou.edu.tw*

Qing-Chao Chen

*South China Sea Institute of Oceanology*

Yang-Chi Lan

*Fisheries Research Institute*

Shih-Hui Hsiao

*National Taipei University of Education*

Chi-Yu Weng

*Institute of Oceanography, National Taiwan University/Ocean Data Bank of the Ministry of National Science and Technology Council, Taiwan*

Follow this and additional works at: <https://jmstt.ntou.edu.tw/journal>



Part of the [Fresh Water Studies Commons](#), [Marine Biology Commons](#), [Ocean Engineering Commons](#), [Oceanography Commons](#), and the [Other Oceanography and Atmospheric Sciences and Meteorology Commons](#)

### Recommended Citation

Shih, Chang-tai; Chen, Qing-Chao; Lan, Yang-Chi; Hsiao, Shih-Hui; and Weng, Chi-Yu (2022) "Key to the species of Aetideidae Bradyetes occurring in the China Seas," *Journal of Marine Science and Technology*: Vol. 30: Iss. 5, Article 5.

DOI: 10.51400/2709-6998.2596

Available at: <https://jmstt.ntou.edu.tw/journal/vol30/iss5/5>

This Review-Taxonomic Index is brought to you for free and open access by Journal of Marine Science and Technology. It has been accepted for inclusion in Journal of Marine Science and Technology by an authorized editor of Journal of Marine Science and Technology.

## REVIEW-TAXONOMIC INDEX

# Key to the Species of Aetideidae *Bradyetes* Occurring in the China Seas

Chang-tai Shih <sup>a,\*</sup>, Qing-Chao Chen <sup>b</sup>, Yang-Chi Lan <sup>c</sup>, Shih-Hui Hsiao <sup>d</sup>, Chi-Yu Weng <sup>e</sup>

<sup>a</sup> National Taiwan Ocean University, Taiwan

<sup>b</sup> South China Sea Institute of Oceanology, China

<sup>c</sup> Fisheries Research Institute, Taiwan

<sup>d</sup> National Taipei University of Education, Taiwan

<sup>e</sup> Institute of Oceanography, National Taiwan University/Ocean Data Bank of the Ministry of National Science and Technology Council, Taiwan

### *Bradyetes pacificus* (1/f)

*Bradyetes pacificus* Ohtsuka, Boxshall et Shimomur, 2005 (size: female: 1.96–2.98 mm; male: unknown)

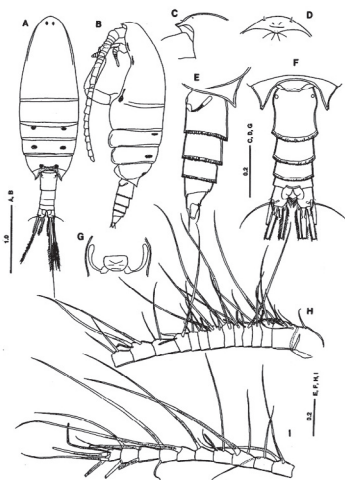


Fig. 1

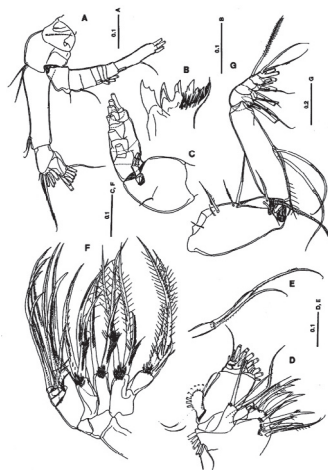


Fig. 2

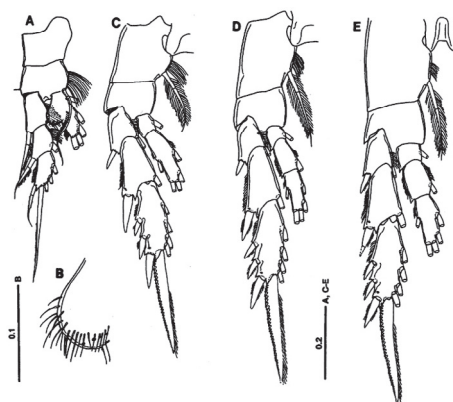


Fig. 3

*Bradyetes pacificus* Ohtsuka, Boxshall et Shimomur, 2005

Ohtsuka, Boxshall & Shliomur in Deep-Sea Fauna and Polllutans in Nansei Is. Nat. Sci. Mus. Monogr, 29. *Bradyetes pacificus* Ohtsuka, Boxshall et Shimomur, 2005, Fig. 1. Female: A/B, habitus (dorsal/lateral); C. forehead (lateral); D. rostrum (ventral); E/F, pediger 5 & urosome (lateral/dorsal); G. genital operculum & seminal receptacles; H. antennule seg. I-XVII. Fig. 2. Female: A. Antenna; B. Mandible (cutting edge of gnathobase); C. Mandibular palp; D. Maxillule; E. Maxillule, 1st basal endite; F. Maxilla; G. Maxilliped. Scale bars in mm. Fig. 3. Female: A. leg 1 (anterior); B. outer expansion of leg 1 endopod; C-E. Legs 2–4 (anterior). Scale bars in mm.

Adapted from Razouls C., de Bovée F., Kouwenberg J. and Desreumaux N., 2005–2020. Diversity and Geographic Distribution of Marine Planktonic Copepods. Sorbonne University, CNRS. Available at <http://copepodes.obs-banyuls.fr/en> [Accessed May 14, 2021].

Available online 14 November 2022

\* Corresponding author.

E-mail address: [ctshih@mail.ntou.edu.tw](mailto:ctshih@mail.ntou.edu.tw) (C.-t. Shih).

